




# Pilgrim NDCAP Update



May 20, 2024

### Pilgrim Decommissioning – Waterfall Chart



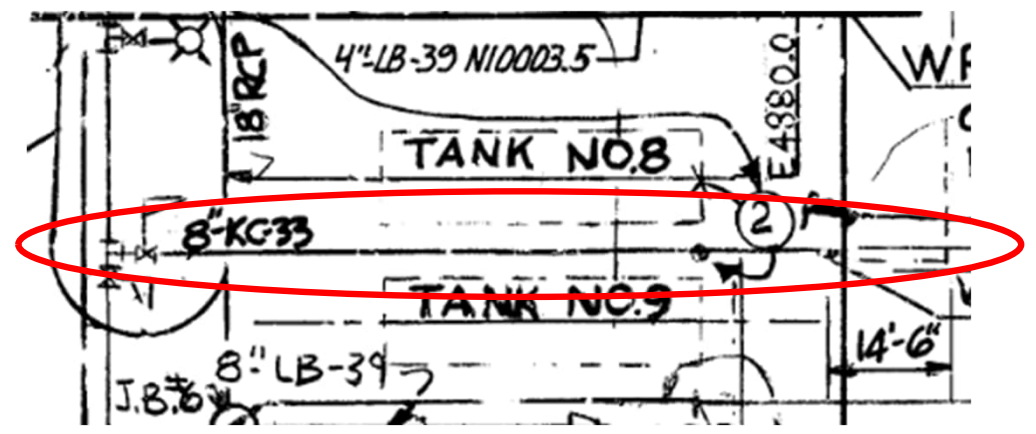
Activate Window  
Go to Settings to activate





# Demolition - Ongoing

- Final two remaining underground storage tanks

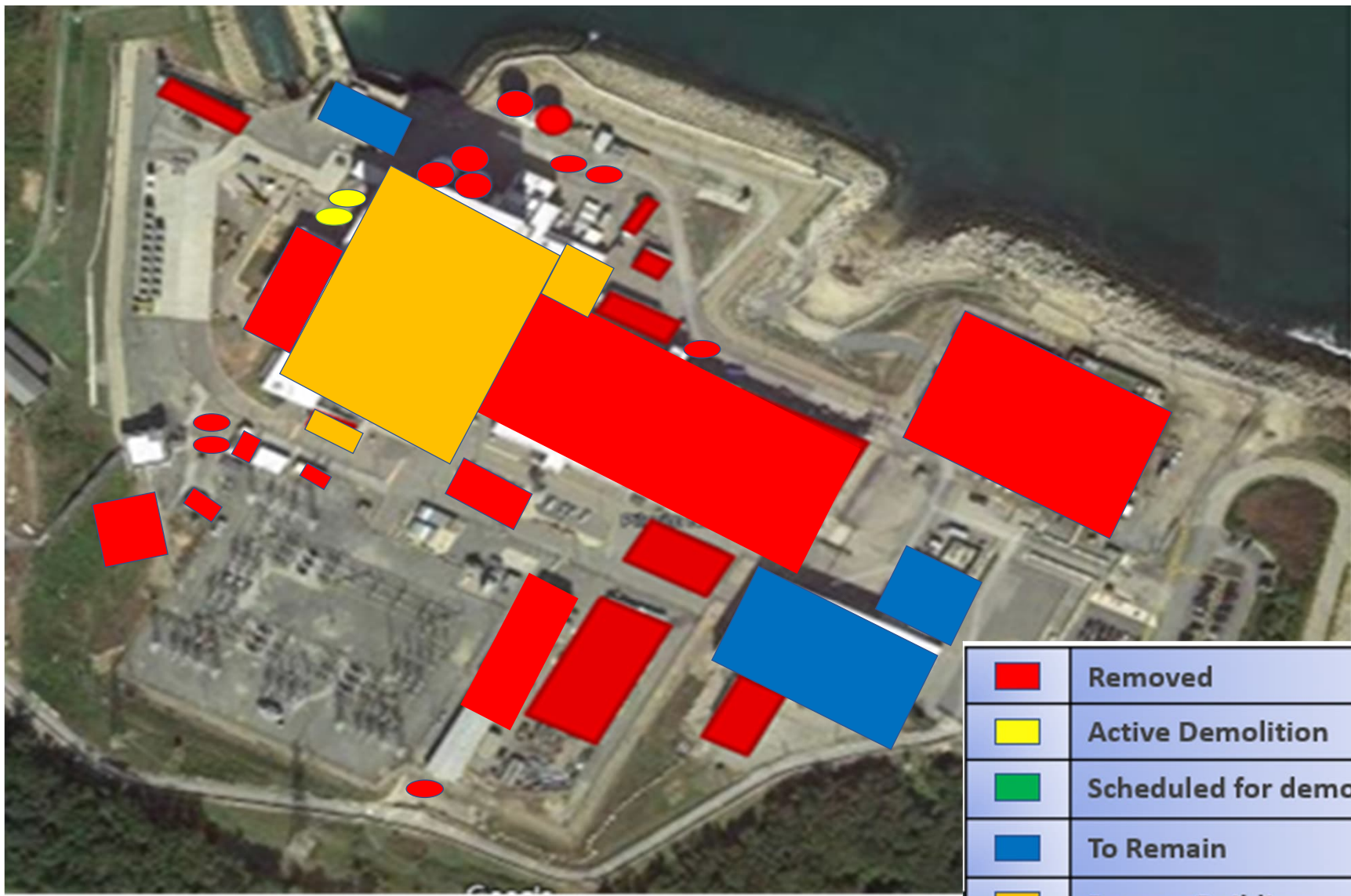







Elimination of underground interferences  
prior to excavation and removal  
- Existing underground fire piping located within 3' of Tank

Picture showing earlier removal  
of Emergency Diesel Generator tank



# Demolition Status



	Removed
	Active Demolition
	Scheduled for demo
	To Remain
	Process Buildings





# Reactor Internal Segmentation



March 2024 Update:

- Shroud Ring cut #4 – COMPLETE
- Segment Shroud Ring # 4 – COMPLETE
- Package Jet Pump Diffusers - COMPLETE
- Remove Feedwater Spargers - Ongoing



# Regulatory Update



Submitted Annual Radiological Reports  
Radiation Exposure Information and Reporting System  
Radioactive Effluent Release Report  
Radiological Environmental Operating Report

Calendar Year	Gaseous Tritium Released (Ci)	Dose to Hypothetical Individual from Gaseous Emissions (mr)
2023	4.31	0.00031
2022	2.38	0.00007
2021 (all fuel on pad)	8.0	0.00024
2020	7.7	0.00022
2019 (shutdown)	30.6	0.050

EPA Dose Limit (40 CFR 190) 25 mr / yr

Typical Dose average person from natural and Manmade sources 620 mr / yr



# Site Source Term Reduction

Rounded values for radioactive materials shipped for disposal

Calendar Year	Volume (CF)	Activity (Ci)
2019*	11,300	225
2020	8,410	7
2021	58,000	933
2022	87,100	383
2023	71,159	329
2024	11,754	32
2019-2024 (to date) Totals	247,723	1,909

\* Includes a small quantity of waste shipped during the last operating cycle

